三次参量
一次参量
备用菜单
F1
F2
F3
F4
F5

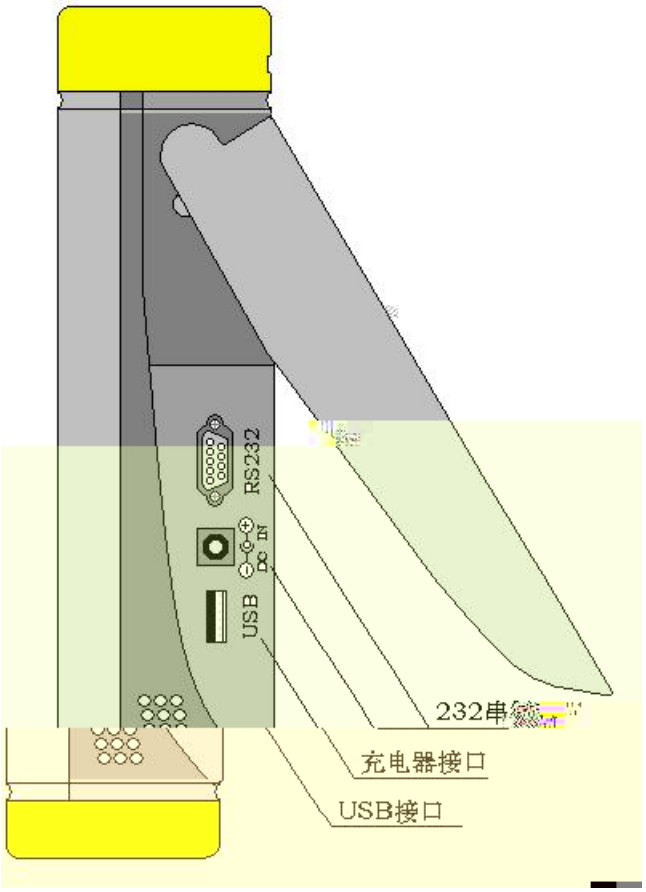
RS232
IN
USB
232串
充电器接口
USB接口

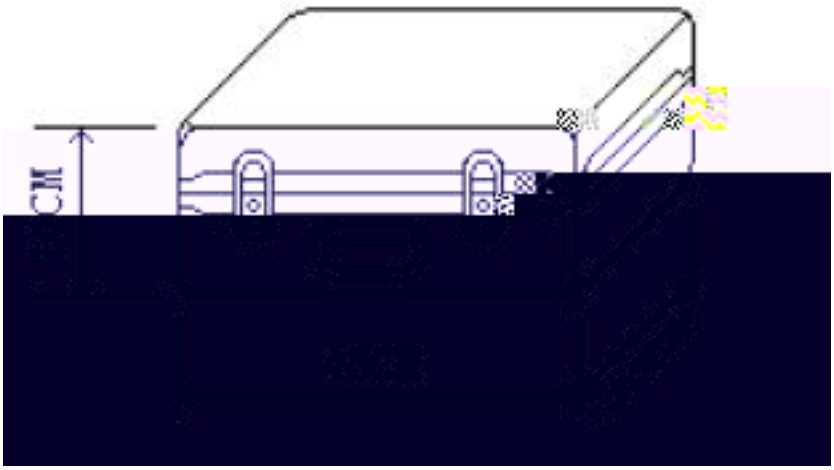
CM

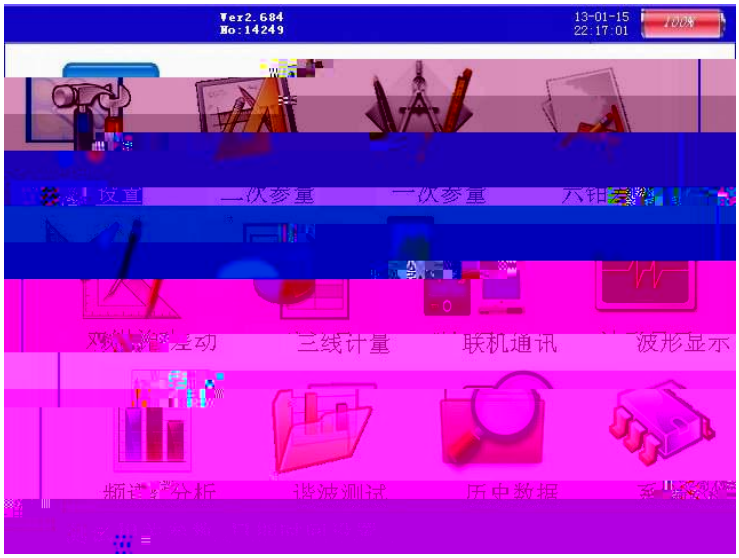
Ver2.684
No:14249
13-01-15
22:17:01
二次参量
一次参量
三线计量
联机通讯
波形显示
谐波测试
历史数据

Ver2.684
No:14249
13-01-15
22:17:01
Ua= 0.000kV
0.00 A
Φa= 0.000 °
Φb= 0.000 °
Uc= 0.000kV
Ic= 0.00 A
测试功率【一次】:
Qa= 0.00 kVar
0.00 kVA
Pb= 0.00 kW
Qb= 0.00 kVar
Sb= 0.00 kVA
0.00 kW
Qh= 0.00 kVar
Sh= 0.00 kVA
参数:
a= 0.000
b= 0.000
PFc= 0.000
综合
【退出】返回主菜单

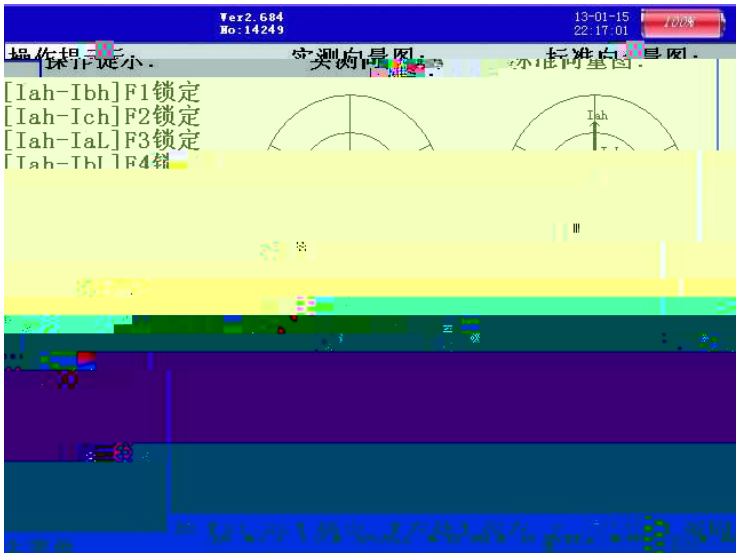
Ver2.684
No:14249
13-01-15
22:17:01
操作提示:
实测向量图:
标准向量图:
[Iah-Ibh]F1锁定
[Iah-Ich]F2锁定
[Iah-IaL]F3锁定
Iah


Ver2.684
No:14249
13-01
22:17:01
100%
测试数据:
0
Uab

Ver2.684
No:14249
13-01-15
22:17:01
100%
等待接收命令.....

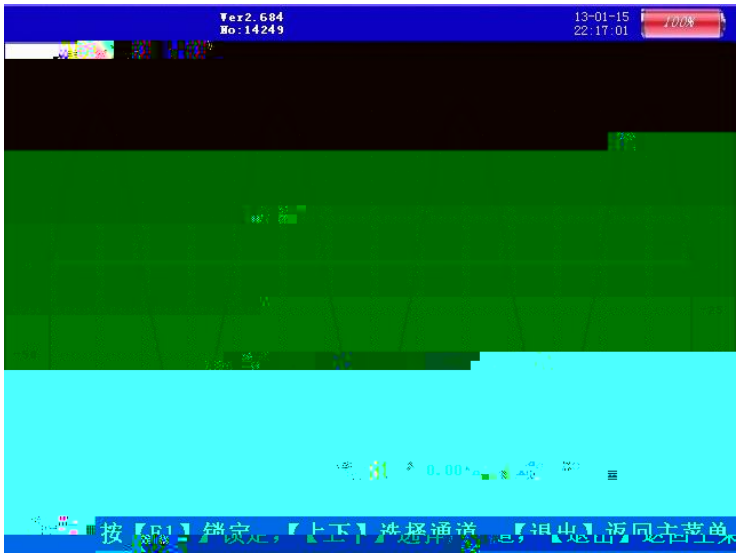
Ver2.684
No:14249
13-01-15
22:17:01
100%

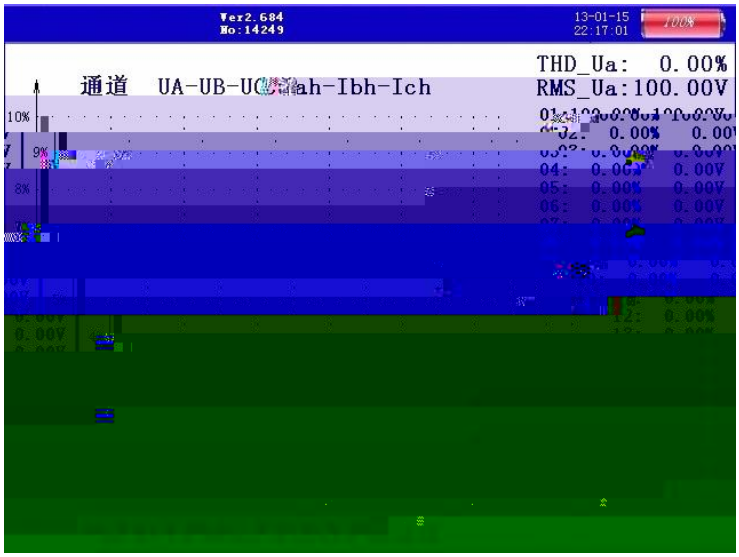
Ver2.684
No:14249
13-01-15
22:17:01
100%
THD_Ua: 0.00%
RMS_Ua:100.00V
通道 UA-UB-UC-Uah-Ibh-Ich
10%
9%
8%
02: 0.00%
04: 0.00%
05: 0.00%
06: 0.00%
12: 0.00%


Ver2.684
No:14249
22:17:01
THD 0.00 %

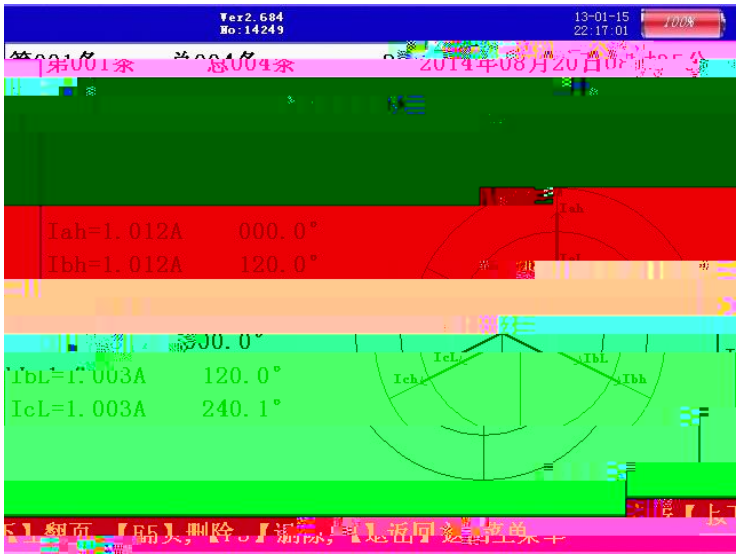
Ver2.684
No:14249
13-01-15
22:17:01
Iah=1.012A 000.0°
Ibh=1.012A 120.0°
IbL=1.003A 120.0°
IcL=1.003A 240.1°

Ver2.684
No:14249
13-01-15
22:17:01
100%

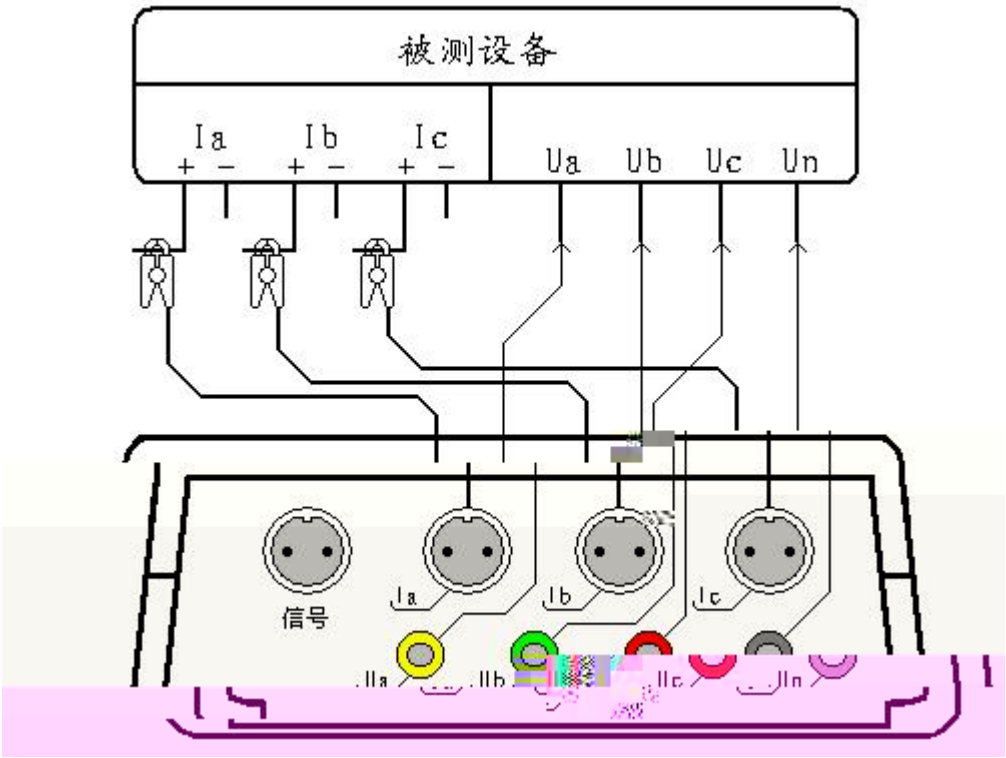
被测设备
Ia
Ib
Ic
+ −
+ −
+ −
Ua
Ub
Uc
Un
信号
Ia
Ib
Ic
Ua
Ub
Uc
Un

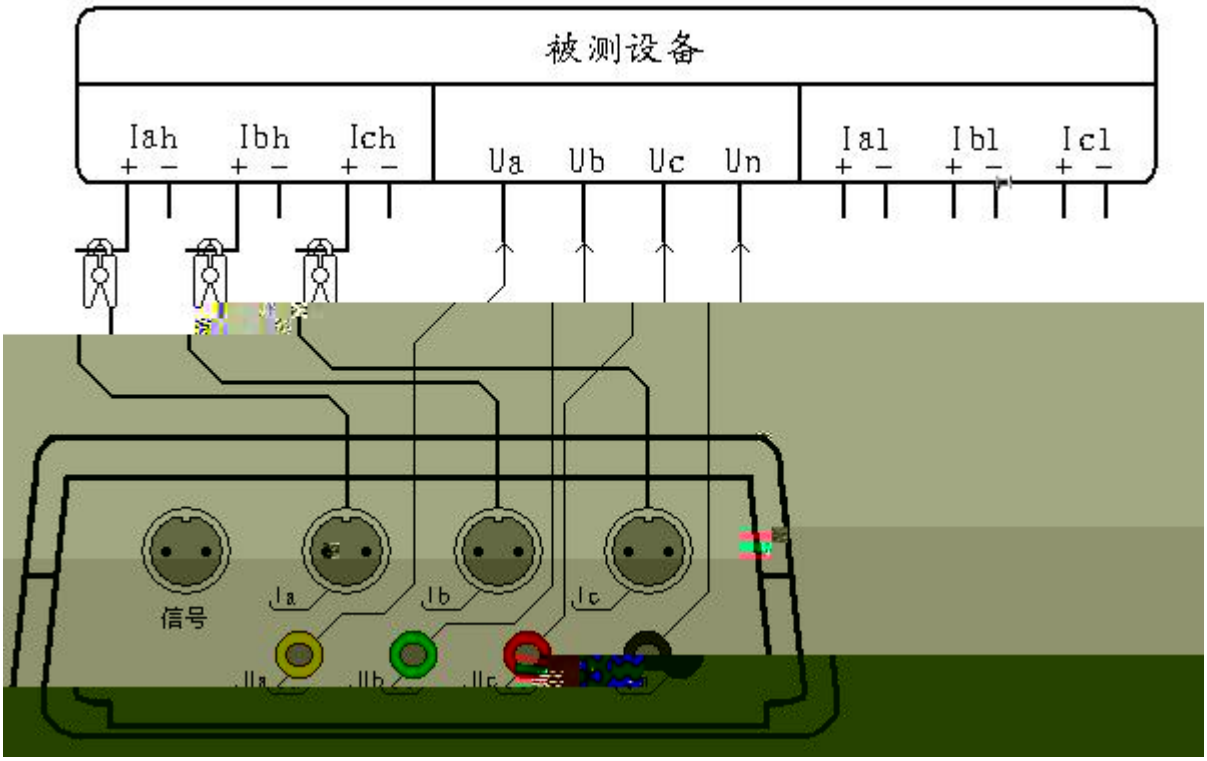
被测设备
Iah
Ibh
Ich
Ua
Ub
Uc
Un
Ial
Ibl
Icl
信号
Ia
Ib
Ic
IIa
IIb
IIc

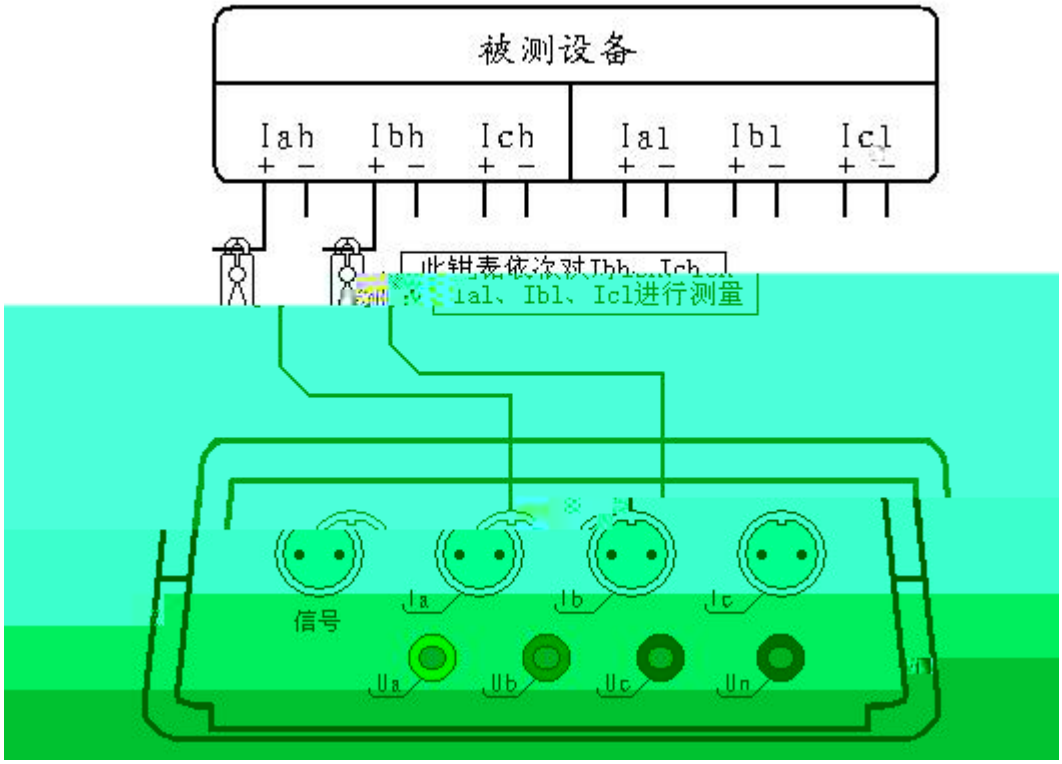
被测设备
Iah
Ibh
Ich
Ial
Ibl
Icl
+ −
+ −
+ −
+ −
+ −
+ −
Ial、Ibl、Icl进行测量
信号
Ia
Ib
Ic
Ua
Ub
Uc
Un

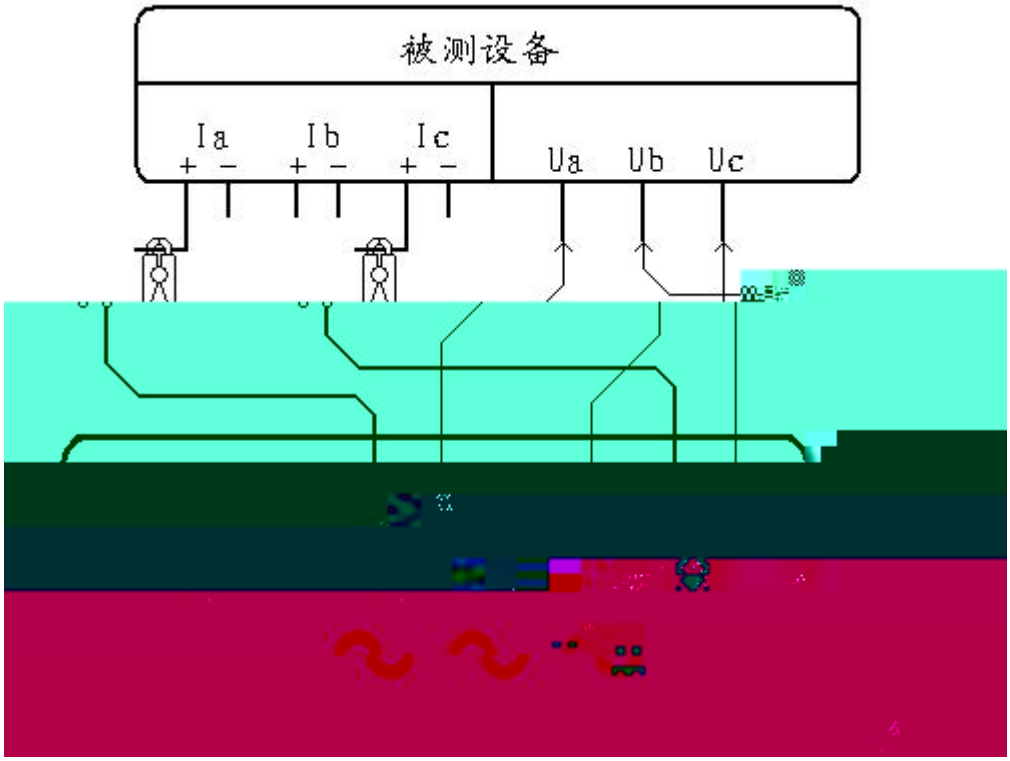
被测设备
Ia
Ib
Ic
+ −
+ −
+ −
Ua
Ub
Uc

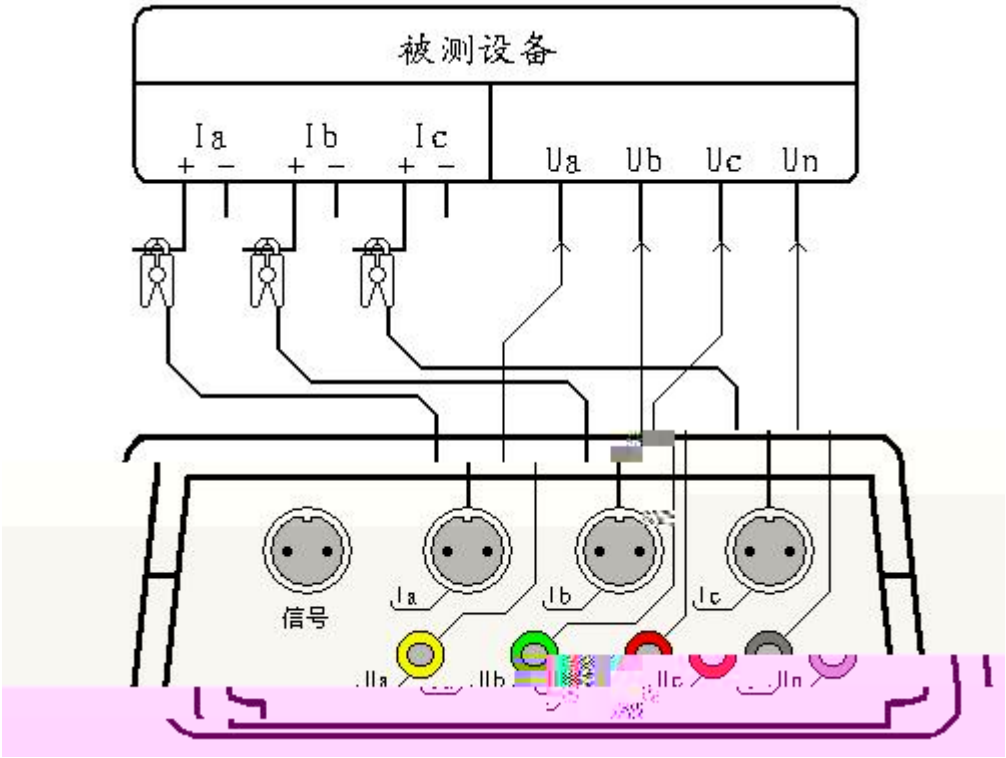
被测设备
Ia
Ib
Ic
+ −
+ −
+ −
Ua
Ub
Uc
Un
信号
Ia
Ib
Ic
IIa
IIb
IIc
IIn

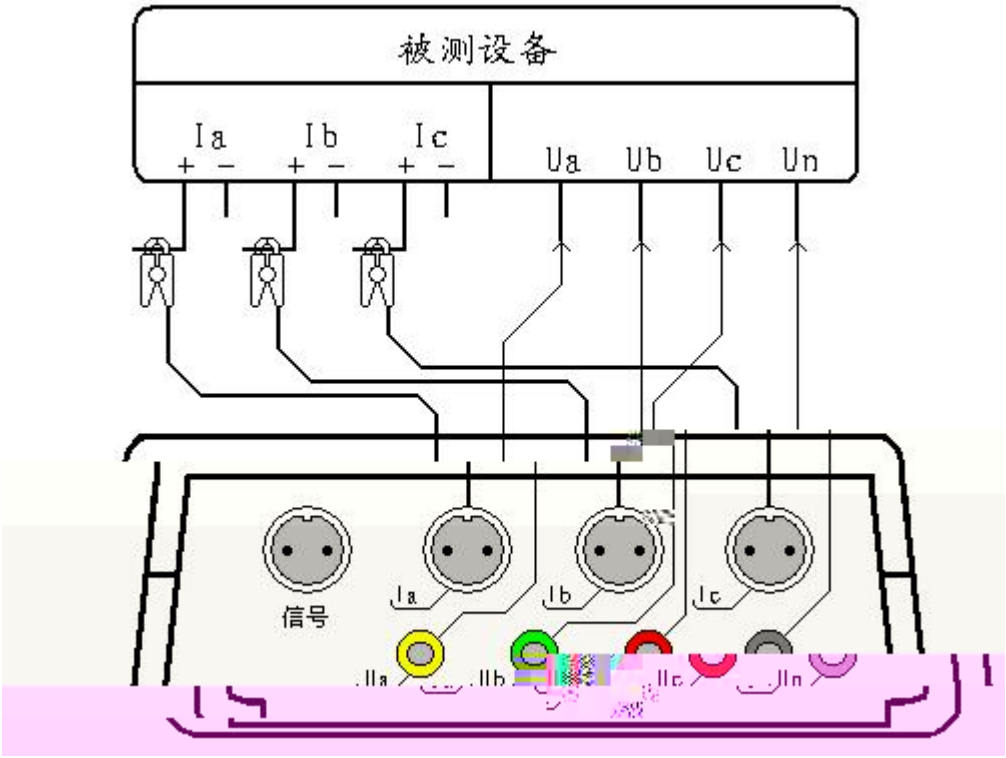
被测设备
Ia
Ib
Ic
+ −
+ −
+ −
Ua
Ub
Uc
Un
信号
Ia
Ib
Ic
IIa
IIb
IIc
IIn

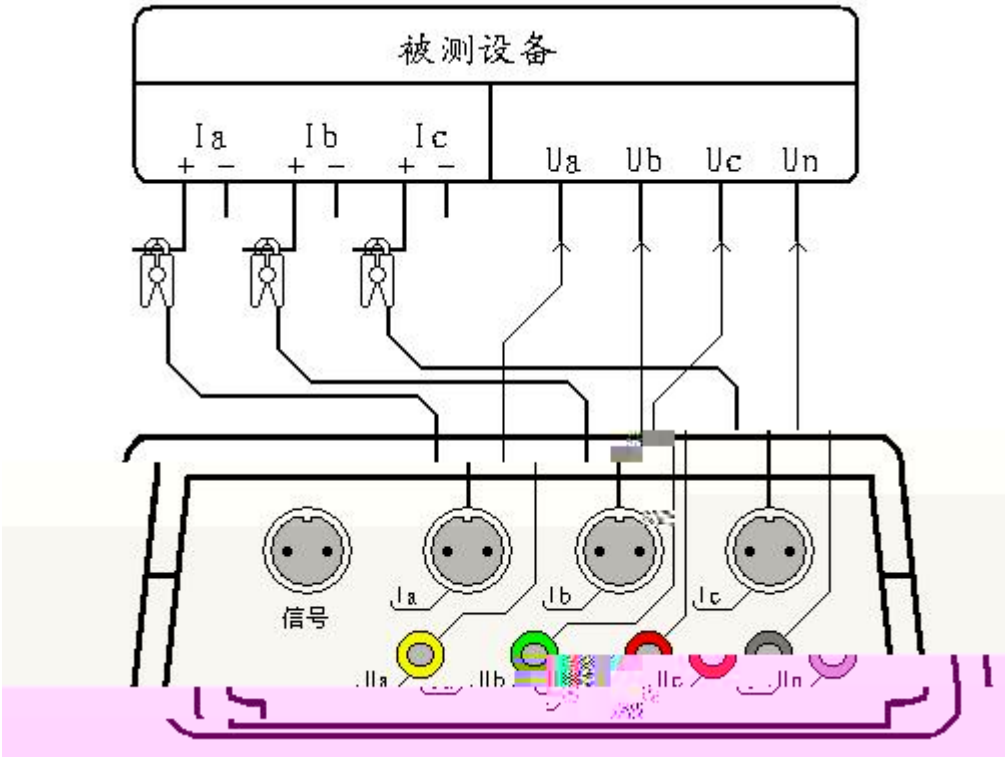
被测设备
Ia
Ib
Ic
+ −
+ −
+ −
Ua
Ub
Uc
Un
信号
Ia
Ib
Ic
IIa
IIb
IIc
IIn

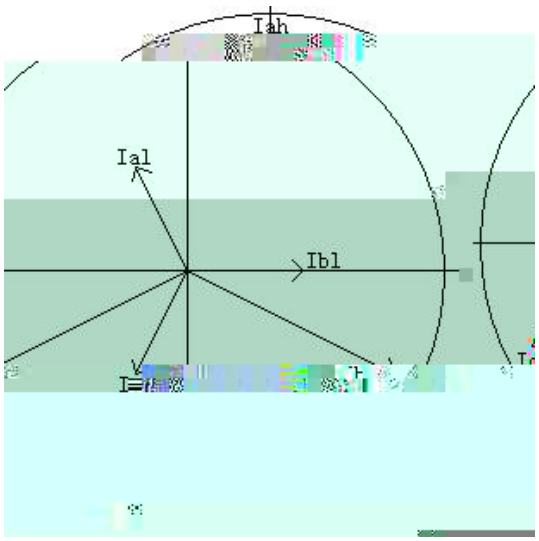
Iah
Ial
Ibl

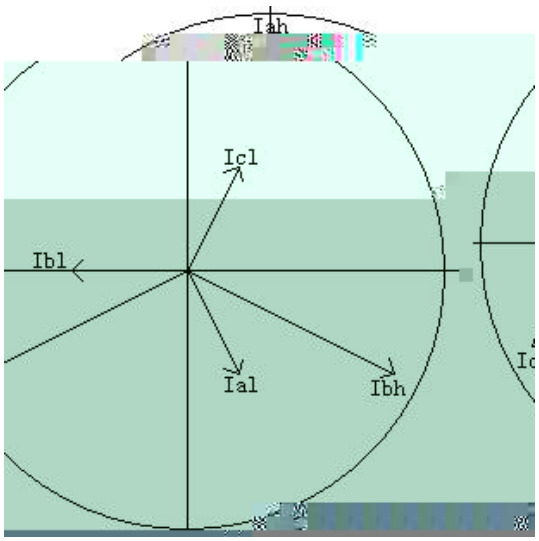
Iah
Icl
Ibl
Ial
Ibh

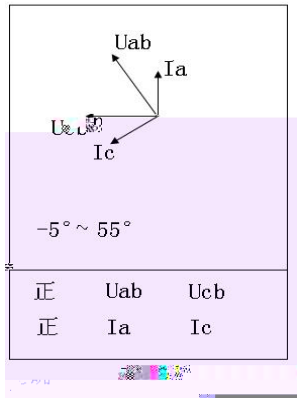
Uab
Ia
Ic
-5°~55°
正 Uab Ucb
正 Ia Ic

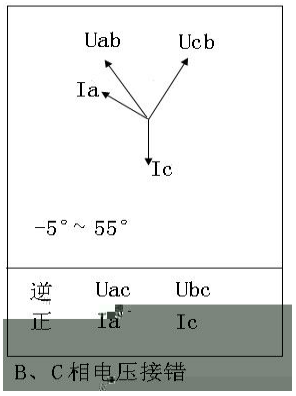
Uab
Ucb
Ia
Ic
-5°~55°
逆 Uac Ubc
正 Ia Ic
B、C相电压接错

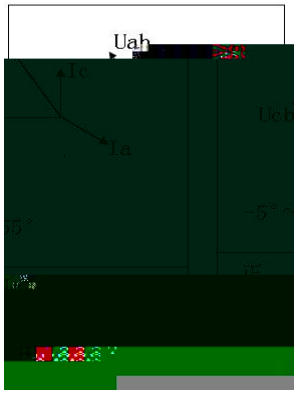
Uab
Ic
Ia

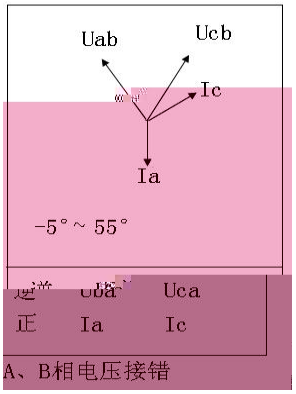
Uab
Ucb
Ic
Ia
-5°~55°
Uca
正 Ia Ic
A、B相电压接错

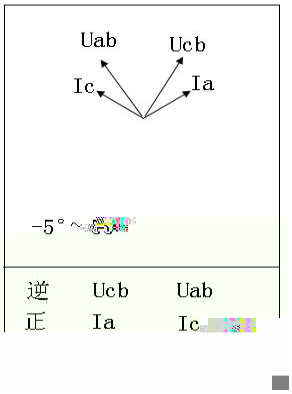
Uab
Ucb
Ic
Ia
逆 Ucb Uab
正 Ia Ic

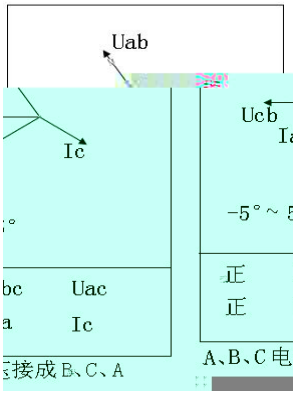
Uab
Ucb
Ic
Uac
Ic
正
正
接成B、C、A
A、B、C电

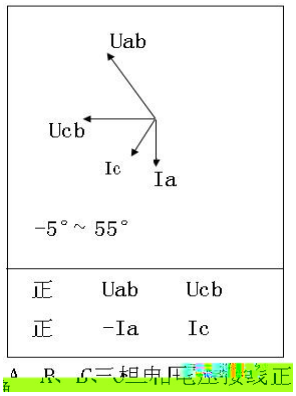
Uab
Ucb
Ic
Ia
-5°~55°
正 Uab Ucb
正 -Ia Ic

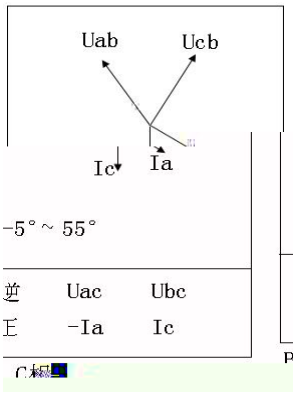
Uab
Ucb
Ic
Ia
-5°~55°
逆 Uac Ubc
正 -Ia Ic

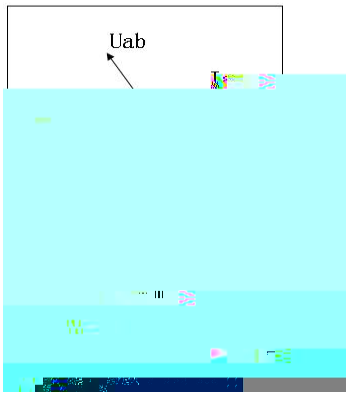
Uab

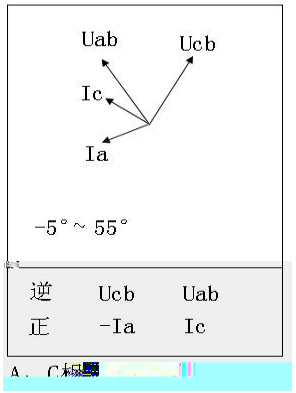
Uab
Ucb
Ic
Ia
-5°~55°
逆 Ucb Uab
正 -Ia Ic

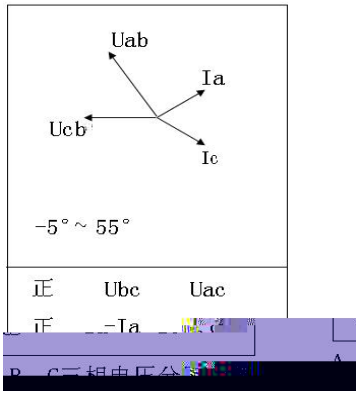
Uab
Ia
Ucb
Ic
-5°~55°
正 Ubc Uac

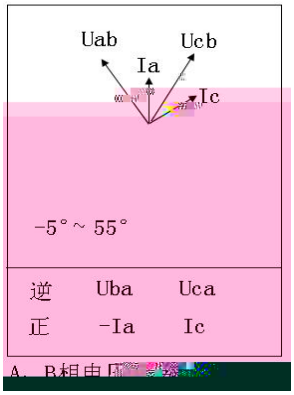
Uab
Ucb
Ia
Ic
-5°~55°
逆 Uba Uca
正 -Ia Ic

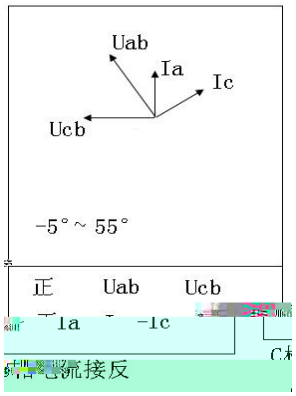
Uab
Ia
Ic
Ucb
-5°~55°
正 Uab Ucb
Ia -Ic

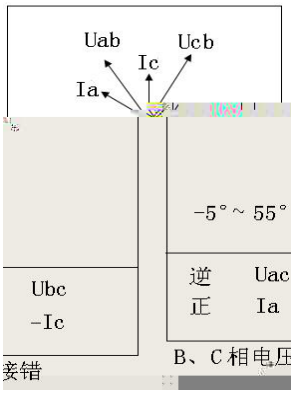
Uab
Ucb
Ic
Ia
-5°~55°
Ubc
-Ic
逆 Uac
正 Ia
B、C相电压

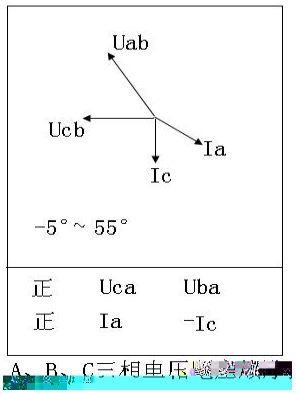
Uab
Ucb
Ia
Ic
-5°~55°
正 Uca Uba
正 Ia -Ic

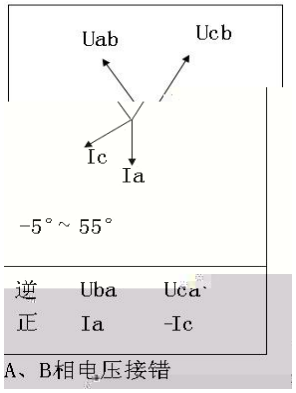
Uab
Ucb
Ic
Ia
-5°~55°
逆 Uba Uca
正 Ia -Ic
A、B相电压接错

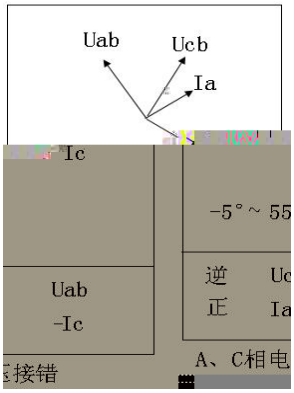
Uab
Ucb
Ia
Ic
-5°~55
Uab
-Ic
逆
正 Ia
A、C相电
接错

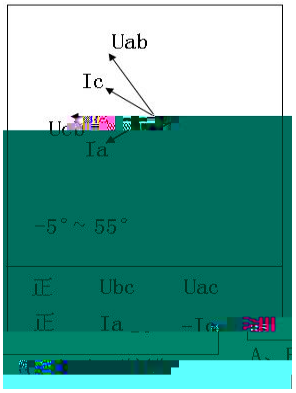
Uab
Ic
Ia
-5°~55°
正 Ubc Uac
正 Ia

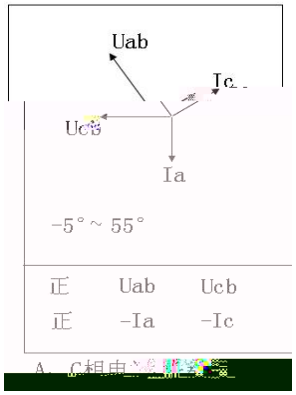
Uab
Ia
-5°~55°
正 Uab Ucb
正 -Ia -Ic

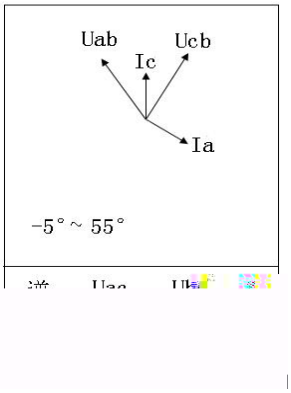
Uab
Ucb
Ic
Ia
-5°~55°

Uab

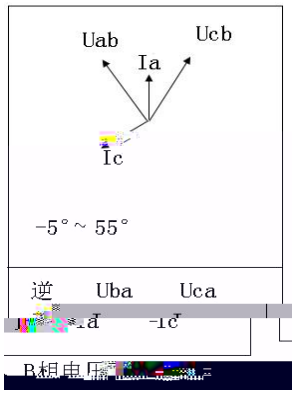
Uab
Ucb
Ia
Ic
-5°~55°
逆 Uba Uca

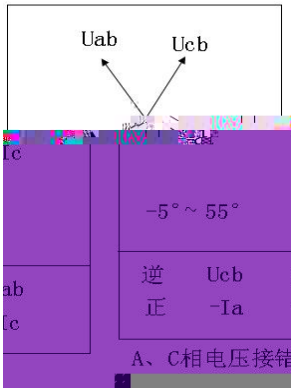
Uab
Ucb
-5°~55°
逆 Ucb
正 -Ia
A、C相电压接错

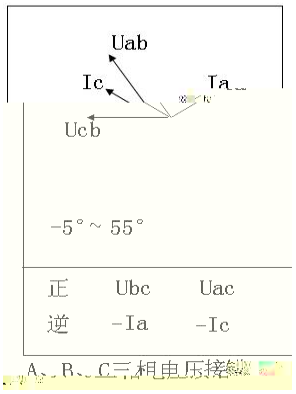
Uab
Ic
Ucb
-5°~55°
正 Ubc Uac
逆 -Ia -Ic
A、B、C三相电压接错

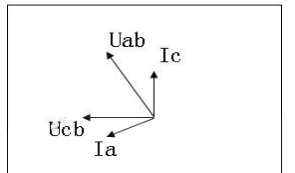

-5°～55°

正	Uab	Ucb
逆	Ic	Ia

C相电流相间接错

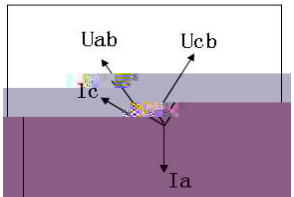

-5°～55°

逆	Uac	Ubc
逆	Ic	Ia

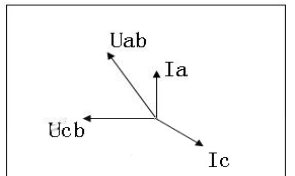

-5°～55°

正	Uca	Uba
逆	Ic	Ia

、B、C顺序接错

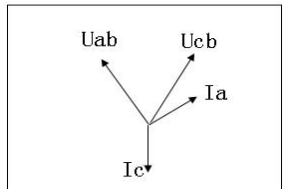

-5°～55°

逆	Uba	Uca
逆	Ic	Ia

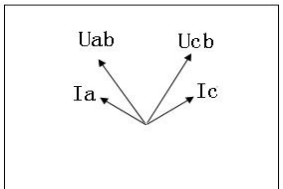

-5°～55°

逆	Ucb	Uab
逆	Ic	Ia

A、C相

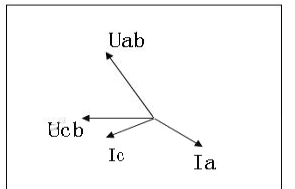

-5°～55°

正	Ubc	Uac
逆	Ic	Ia

A、B、C三相电压接

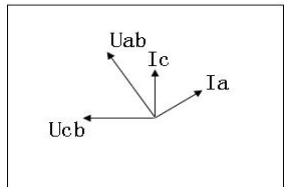

-5°～55°

正	Uab	Ucb
逆	-Ic	Ia

电压正确

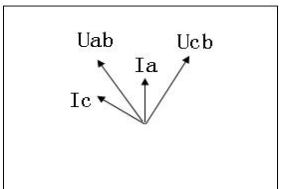

-5°～55°

逆	Uac	Ubc
逆	-Ic	Ia

B、C相电压接错

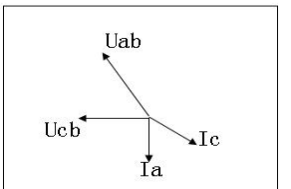

-5°～55°

正	Uca	Uba
逆	-Ic	Ia

A、B、C三相电压

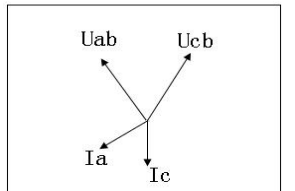

-5°～55°

逆	Uba	Uca
逆	-Ic	Ia

A、B相电压接错

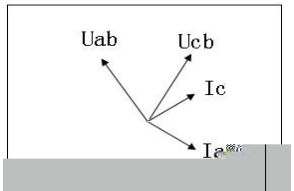

-5°～55°

逆	Ucb	Uab
逆	-Ic	Ia

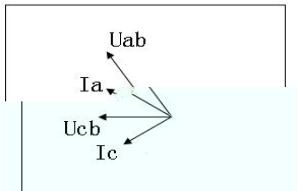

-5°～55°

正	Ubc	Uac
逆	-Ic	Ia

A、B、C三相电压接

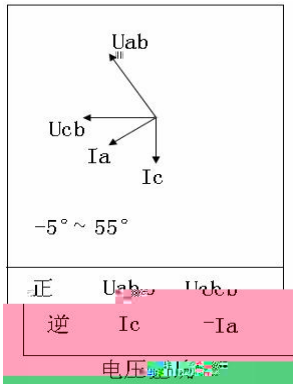
Uab
Ucb
Ia
Ic
-5°~55°
正 Uab Ucb
逆 Ic -Ia

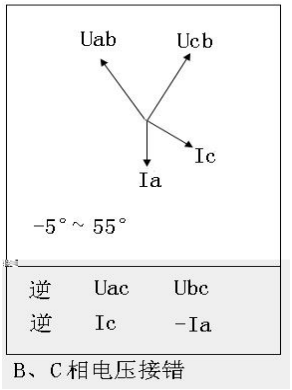
Uab
Ucb
Ic
Ia
-5°~55°
逆 Uac Ubc
逆 Ic -Ia
B、C相电压接错


Uab
逆 Ic
-Ia

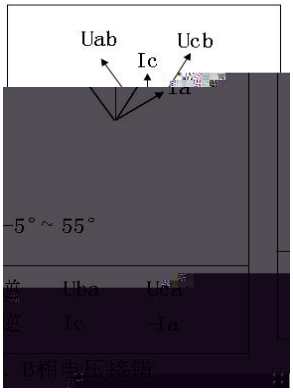
Uab
Ucb
Ic
-5°~55°

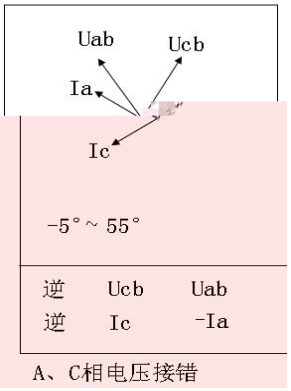
Uab
Ucb
Ia
Ic
-5°~55°
逆 Ucb Uab
逆 Ic -Ia
A、C相电压接错

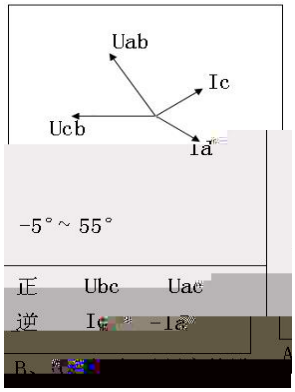
Uab
Ic
Ucb
Ia
-5°~55°
正 Ubc Uac

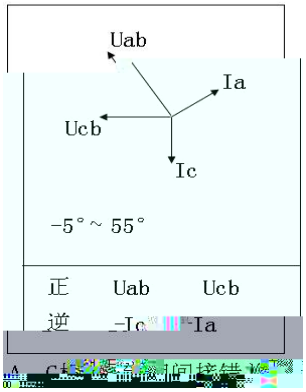
Uab
Ia
Ucb
Ic
-5°~55°
正 Uab Ucb
逆 -Ic -Ia

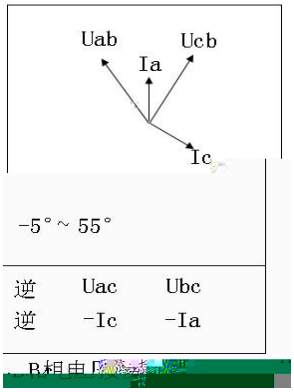
Uab
Ucb
Ia
Ic
-5°~55°
逆 Uac Ubc
逆 -Ic -Ia

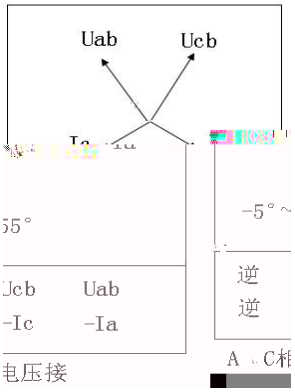
Uab
Ucb
逆
逆

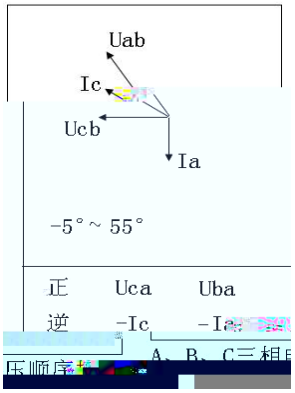
Uab
Ic
Ucb
Ia
-5°~55°
正 Uca Uba
逆 -Ic -Ia

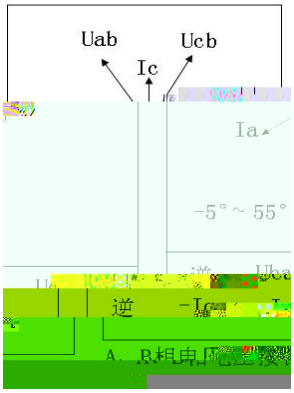
Uab
Ucb
Ic
Ia
-5°~55°

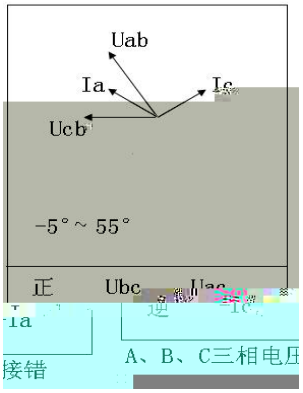
Uab
Ia
Ucb
-5°~55°
正 Ubc
A、B、C三相电压
接错